

ELISABETTA SFORZA
Embroidery

Un Alfabeto a Fiori
A FLOWER ALPHABET

NEW DRAWINGS
& NEW COLORS

with some more challenges!



GIULIANA'S GARLAND

Lively Book

I embroidered this garland on a drawing that is part of an illustrated project, published on [Giuliana Ricama](#) n°24 (settembre-ottobre 2018), whose editorial team I thank for letting me share it.

ELISABETTA SFORZA
Embroidery

© Elisabetta Sforza, 2020. File in free digital download. All rights reserved. No part of this publication may be reproduced for commercial purpose in any form or by any means without prior written permission of the author.



Drawing is on pag. 9 (*Print & Stitch*)
of this digital booklet.

With the same colors of the garland, I embroidered the heart drawing, found on page 62 of the album *A Flower Alphabet*.


For the embroidery, follow the instructions published in the album, replacing the threads originally proposed, with the colors in the chart on page 10 (*Print & Stitch*) of this digital booklet.

GIULIANA'S GARLAND

Lively Book

ELISABETTA SFORZA
Embroidery

© Elisabetta Sforza, 2020. File in free digital download. All rights reserved. No part of this publication may be reproduced for commercial purpose in any form or by any means without prior written permission of the author.



Both works were embroidered with two threads of muliné, except for the garland ribbon, embroidered in Palestrina stitch, with three muliné strands. Inside the wreath I worked a pulled thread stitch (Wave spaced stitch) with a cordonnet N°80.

LORETA'S COLORS

Lively Book

A drawing, more colors ... And alternative uses!
I designed the Giuliana's garland as a decoration for
a table runner. Loreta, instead, made it into a curtain!

Color chart on page 10
(Print & Stitch).

ELISABETTA SFORZA
Embroidery



LUCIA'S COLORS

Lively Book

By stealing the colors from a fancy calico, I tried to mix Long and short stitch and little flowers, taking inspiration from the idea of my friend Gisella G.

The base drawing of the letter, on which I added the flowers, is contained in the Book *Il libro delle lettere* by Liliana Babbi Cappelletti (Nuova S1, 2013).

ELISABETTA SFORZA
Embroidery



With the same colors, published in the chart on page 10 (*Print & Stitch*) of this booklet, I embroidered the garland on page 63 of the album *A Flower Alphabet*.

LUCIA'S COLORS

Lively Book

ELISABETTA SFORZA
Embroidery



ANTONELLA'S VASE

Lively Book


The main character is the vase, embroidered in Padded stitch and Long and short stitch, to enhance its three-dimensionality and shine. I used the colors of the letter "I" of the album *A Flower Alphabet*, embroidering the padding of the Padded stitch with two strands and the Long and short stitch (DMC colors 519, 518, 827) and the padded stitch cover (DMC 518) with a single strand.


The drawing can be found on page 8 (*Print & Stitch*) of this digital booklet.

ELISABETTA SFORZA
Embroidery



The drawing of the letter "I" is on page 35 of the album *A Flower Alphabet*. The album contains the full alphabet.





GIULIANA'S COLORS

	PETALS	CENTER OF FLOWER	LEAVES AND STEMS
Hollyhock	DMC 3771	DMC 3778	DMC 372
Daisy	DMC ecru	DMC 738	DMC 610
Cyclamen	DMC 3777		DMC 370
Lavender	DMC 841		DMC 611
Forget-me-not	DMC 738	DMC 3829	DMC 610
Rose	DMC 3830	DMC 3777	DMC 869
Gypsophila	DMC 746		DMC 610

LORETA'S COLORS

	PETALS	CENTER OF FLOWER	LEAVES AND STEMS
Hollyhock	DMC 3860	DMC 3861	DMC 3022
Daisy	DMC 3866	DMC 453	DMC 640
Cyclamen	DMC 415		DMC 646
Lavender	DMC 3860+3866		DMC 648
Forget-me-not	DMC 451	DMC 453	DMC 640
Rose	DMC 415	DMC 318	DMC 645
Gypsophila	DMC 3866		DMC 640

LUCIA'S COLORS

	PETALS	CENTER OF FLOWER	LEAVES AND STEMS
Hollyhock	DMC 223	DMC 3721	DMC 370
Daisy	DMC 950	DMC 152	DMC 830
Cyclamen	DMC 815		DMC 869
Lavender	DMC 3726		DMC 370
Forget-me-not	DMC 815	DMC 152	DMC 152
Rose	DMC 152	DMC 223	DMC 838
Gypsophila	DMC ecru		DMC 830

Lively Book
DEVELOPING OVER TIME



NEW DRAWINGS
& NEW COLORS
with some more challenges!

Un Alfabeto a Fiori
A FLOWER ALPHABET